

Laguna Woods Village PC Club

4/10/18 Monthly Meeting

Personalization and one time settings

Protection from viruses and other malware

Rev. 4/11/18

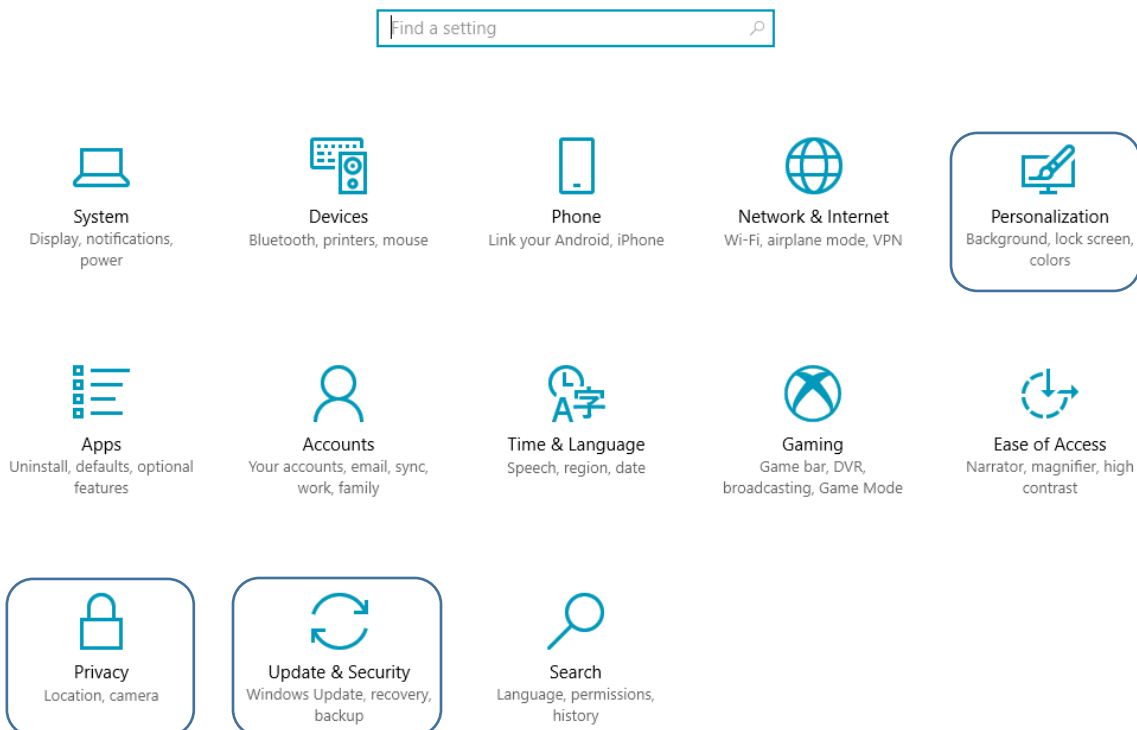
Getting to Settings



- **A look at Personalization**
 - What's the information you want to see . . . the balance between useful information and clutter.
- **A look at Privacy**
 - By default the settings for privacy are generally to share information. As Seniors, we may want to carefully look at all the many privacy settings in this section, and decide what our comfort level is on each one.
- **A look at Update and Security**
 - See page 2

Windows 10 Settings page

Windows Settings



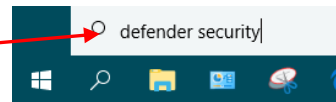
Anti virus – anti malware

There are a number of good programs (both free and pay) in this category. But be aware: Most new computers come with McAfee or Norton pre installed. These are good programs. But they are, by design, installed as limited time promotional versions. At the end of their operational period, if you do not subscribe to them, they will cease to be effective.


As long as they remain installed on your computer, they will prevent Defender – a free and effective anti virus component of Windows 10 – from working at all. The computer then has no effective anti virus program. And the user often doesn't realize this.

If you are not currently subscribed to one of the paid programs – or are not using a free anti virus program that works for you, then check to see if Defender is up and running.

1. From the Task Bar – click in the search area and type the words – defender security.



2. You should see and select the choice shown.



3. This should bring you here.



And these dates should be within the past week.

4. For more information if you wish click on this option There are further settings here that you can look at.

Virus & threat protection
Cloud-delivered protection is off. Your device may be vulnerable.

And see this.

Scan history
No threats found.
Last scan: 4/7/2018 (quick scan)
0 17231
Threats found Files scanned

If that doesn't solve the issue, come in to the Workshop and see a supervisor to remove remnants of the old software – using software removal tools specific to each program.